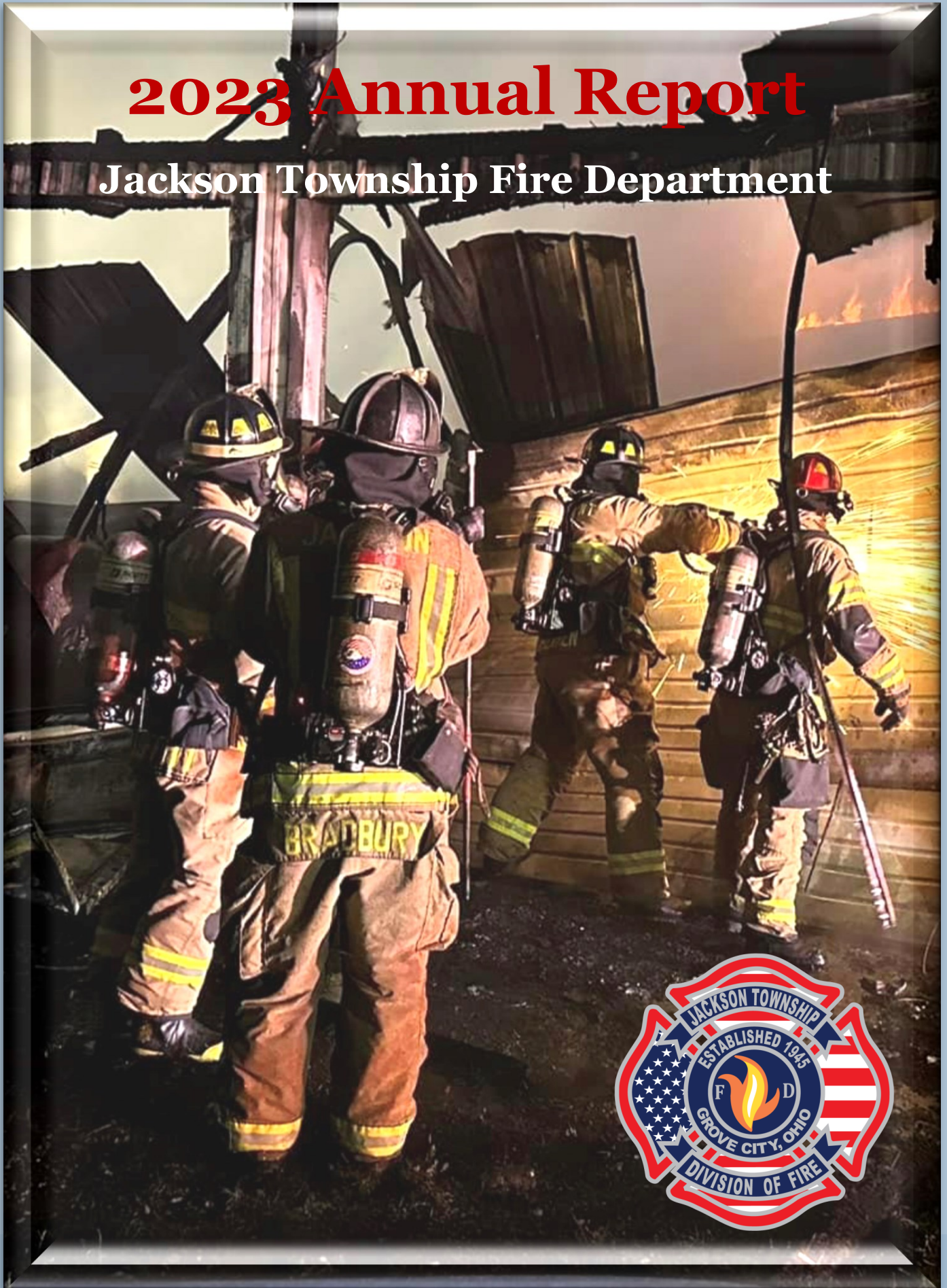


# 2023 Annual Report

Jackson Township Fire Department



---

# JACKSON TOWNSHIP FIRE DEPARTMENT

## Service Area:

**Covering 37.4 square miles.**

**Protecting total property value of  
\$2,169,364,130.00**

**Population: 47,933**

**Jackson Township's Fire Department Budget starts  
at \$32.2 Million**



# JACKSON TOWNSHIP FIRE DEPARTMENT



## Table of Contents

Vision Statement, Mission Statement & Core Values	4
Message from Chief Little	5
HazMat Report	6
Technical Rescue Report	7
Uniformed and Non-Uniformed Employee Report	8
Hires, Promotions & Retirements	9
Ten Year History (EMS & Fire Runs)	10
Mutual Aid Given & Received	11
Working Fires by Type	12
Property Loss due to Fire, by Month	13
EMS & Fire Runs by Station/Unit	14-15
Runs by Apparatus	16
EMS Transport by Destination Hospital	17
Training Hours by Unit & by Month	18
Community Paramedicine	19
Prevention/Inspections	20
Fleet Report	21
Honor Guard	22
Car Seat Fittings	23



---

## **Vision Statement**

Jackson Township Fire Department will continually strive to be the premier fire department in Central Ohio, utilizing the most highly trained, deeply committed individuals. Recognizing that serving the families and businesses of our community is a privilege, we will continually seek to be proactive while instituting programs and services that enhance our performance, customer service, and the safety of our citizens, using the most cost-effective means possible.

## **Mission Statement**


The Jackson Township Fire Department is committed to serving and protecting our community by maintaining the highest quality of emergency services, fire prevention, and public education, with courage, compassion and professionalism.

## **Core Values**

HONESTY, INTEGRITY  
TEAMWORK, EXCELLENCE



## Message from the Fire Chief



As we reflect on the year 2023, I am proud to present our annual report detailing the hard work, dedication, and bravery demonstrated by our firefighters and staff. Despite facing numerous challenges, our team remained steadfast in our commitment to protecting our community. This report showcases our accomplishments, highlights our ongoing initiatives, and outlines our vision for the future. I extend my gratitude to our team and our community for their continued support.”

  
**Randy J. Little, Fire Chief**



# JACKSON TOWNSHIP FIRE DEPARTMENT



## 2023 Hazmat Year End Report

Members: 15 @ Station 203

Members: 35 Department wide Hazmat Techs

### Run Volume

- Jackson Township Responded to 120 Hazmat Calls including but not limited to
  - Fuel Spills
  - Flammable Gas Releases
  - Chemical Spills
- HM203 was dispatched on 11 of these calls

### Training

- Department members have attended 75 different Hazmat related trainings which include up to 188.25 man hours logged
- The Hazmat program at Jackson Township achieved most of last year's goals. We have purchased all confined space rescue equipment and are in the middle of implementing the training to all members. We have included a training schedule bi-monthly to become better prepared. The Hazmat program purchased and placed in service Area RAE remote monitors to be able to read a dangerous gas cloud up to 3 miles away.
- July 3<sup>rd</sup> our team did air monitoring for CFD HM4 on a Confined Space Rescue.
- On 6/20/23 HM203 was dispatched and help mitigate a LNG leak at American Nitrile
- Jackson Township was asked by Franklin County EMA to host the county hands on Hazmat drill located at American Nitrile. This took place June 15th.
- We responded to a major Hazmat leak on I-270/I-71 on September 19th. This call was able to satisfy Franklin County EMA's tabletop exercise for 2024.

#### **Our 2024 goals are as follows:**

- Finish implementing the confined space rescue program
- implement Propane Emergencies equipment and standards
- Expand the Hazmat training capabilities to better prepare current and future Hazmat team members
- Implement more department wide hazmat training to ensure members can manage certain Hazardous Materials calls

---

# JACKSON TOWNSHIP FIRE DEPARTMENT



## **Technical Rescue Report 2023**

### **Central Ohio Strike Team (COST)**

Presently training is still suspended due to member departments Covid restriction. No deployment requests were received for 2021. Training to resume possibly in 2022.

### **Upper Scioto Water Rescue Task Force**

Deployed Lt. Schneider, Matthew Kimbleton, Mitch Shroyer, and RJ Hall to Hurricane Ida (Louisiana) August 31<sup>st</sup> thru September 1<sup>st</sup>.

10 Jackson FD members either recertified or received certification during 3 separate one week hands on training sessions consisting of swift water rescue, boat operations, and rope rescue.

### **Ohio Task Force 1 (OHTF-1)**

Deployed Lt. Aeh to Surfside, FL (Miami) June 30<sup>th</sup> thru July 15<sup>th</sup> for the 13 story Champlain Tower Collapse to assist with victim recovery.

---

# JACKSON TOWNSHIP FIRE DEPARTMENT

---



## UNIFORMED PERSONNEL

- ◆ 1 Fire Chief
- ◆ 1 Deputy Fire Chief
- ◆ 4 Battalion Chiefs
- ◆ 1 EMS Coordinator
- ◆ 1 Community Paramedic
- ◆ 3 Captains/Training Officers
- ◆ 12 Lieutenants
- ◆ 71 Full-Time Firefighters
- ◆ 3 Part-Time Firefighters/Fire Techs
- ◆ 1 Fire Marshal
- ◆ 3 Full-Time Fire Safety Inspectors

## NON-UNIFORMED PERSONNEL

- ◆ 1 Executive Assistant
- ◆ 1 Administrative Assistant



# JACKSON TOWNSHIP FIRE DEPARTMENT



## Hires & Retirements

### Full Time (Promotion)

Paul Saunders  
Peyton Strader

### Full Time (Hire)

Travis Baisden  
Tyler Carter  
Caleb Jones  
Joe Smith  
Jordan Story

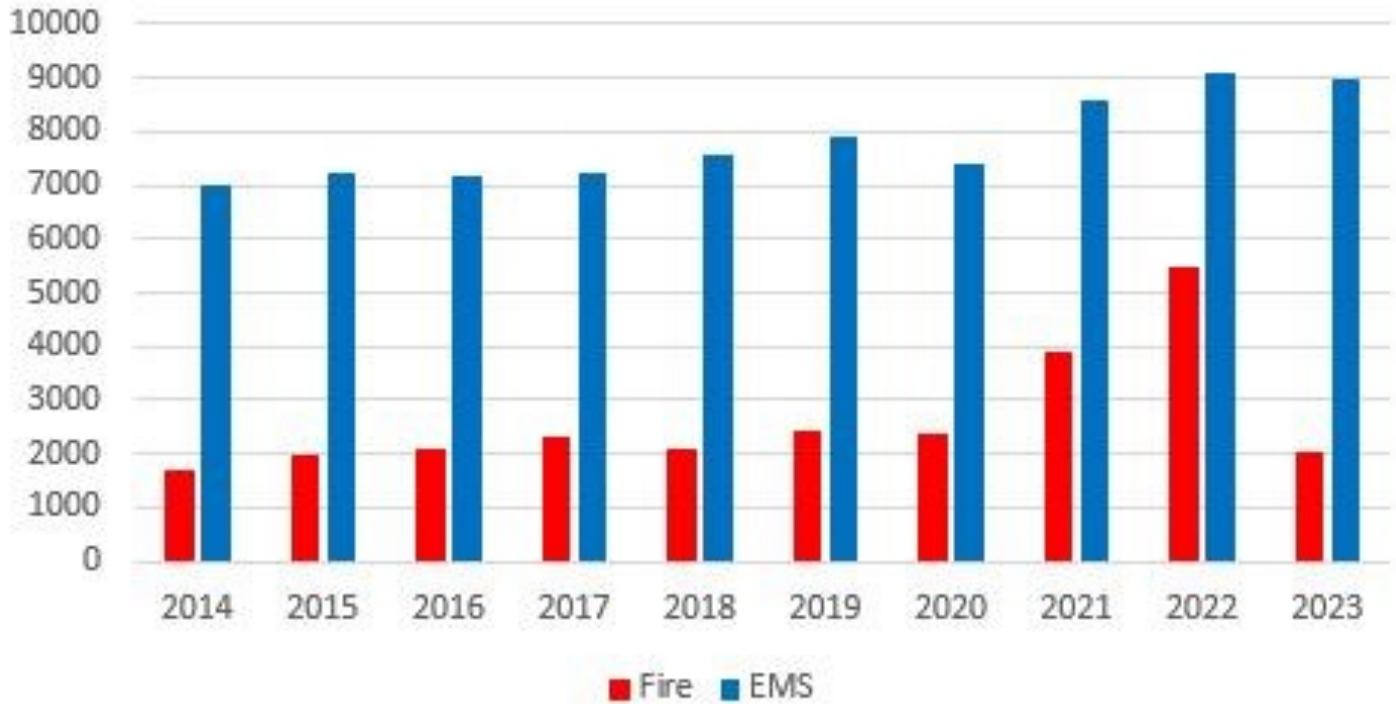
### Retired

Tammy Castle  
Jacque Whittenberger



# Total Fire & EMS Runs

## 10 Year History



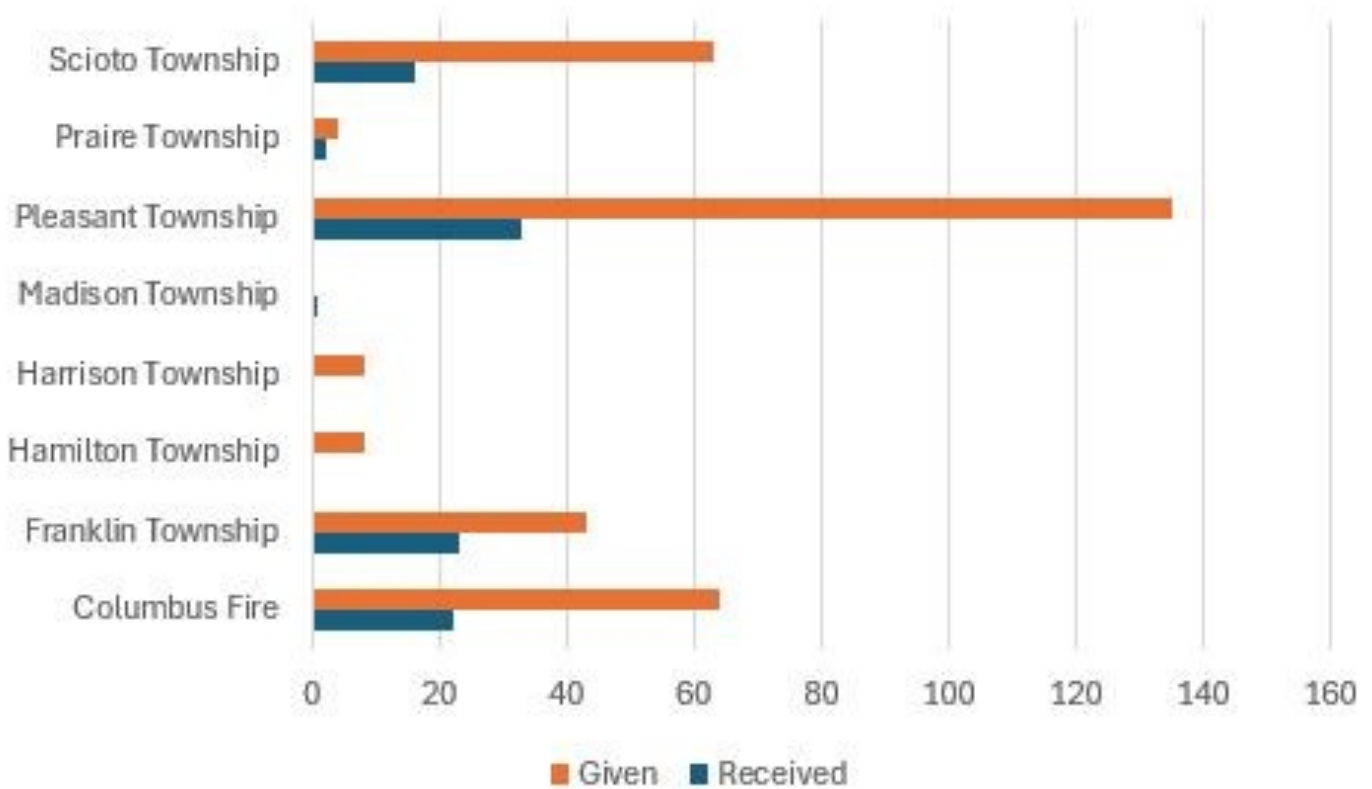
	Fire	EMS	Total
2014	1707	6987	8694
2015	1967	7216	9183
2016	2065	7161	9226
2017	2317	7222	9539
2018	2091	7592	9683
2019	2455	7882	10337
2020	2373	7420	9793
2021	3907	8560	12467
2022	5477	9089	14566
2023	2045	8972	11017



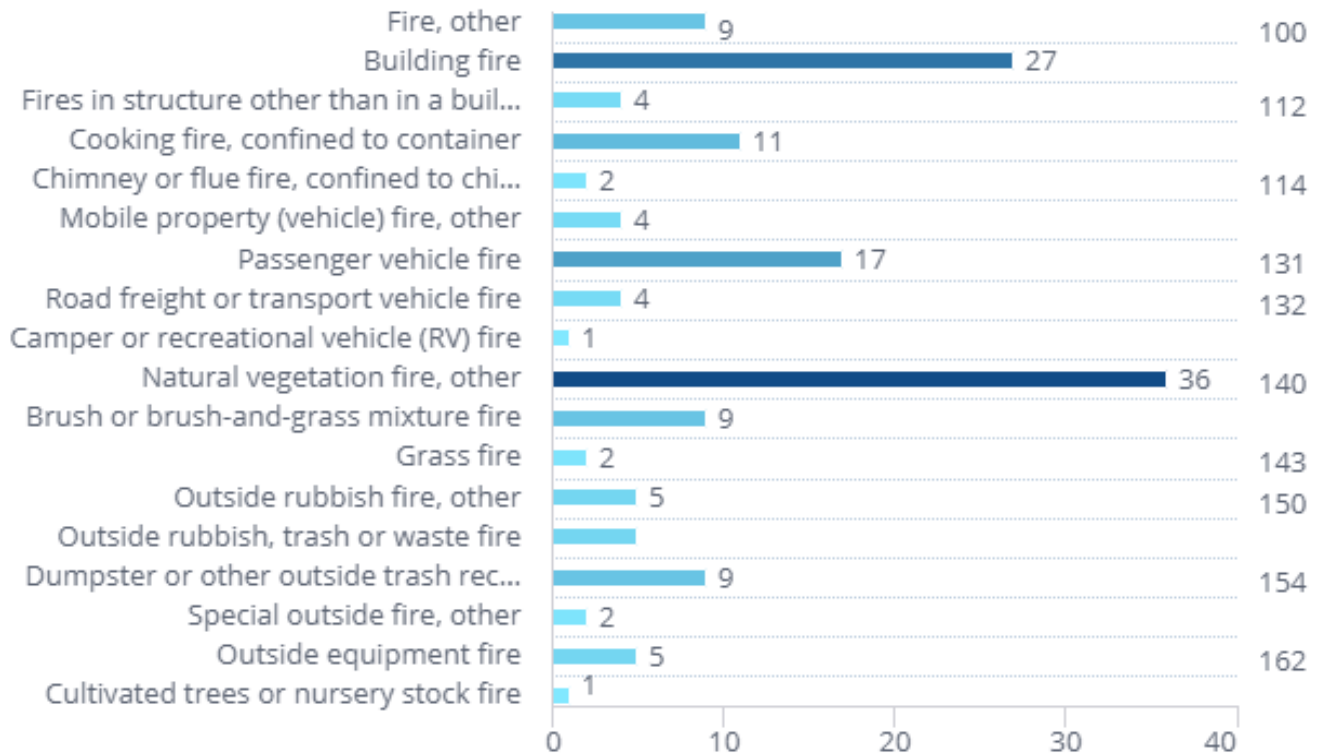
# Mutual Aid Given/Received

Total Aid Given - 325 Incidents

Total Aid Received - 97 Incidents



# Working Fires



100	Fire, Other	9
111	Building Fire	27
112	Fires in Structure Other Than in a Building	4
113	Cooking Fire, Contained to Container	11
114	Chimney or Flue Fire, Confined to Chimney or Flue	2
130	Mobile Property (Vehicle) Fire, Other	4
131	Passenger Vehicle Fire	17
132	Road Freight or Transport Vehicle Fire	4
137	Camper or Recreational Vehicle (RV) Fire	1
140	Natural Vegetation Fire	36
142	Brush or Brush-and-Grass Mixture Fire	9
143	Grass Fire	2
150	Outside Rubbish Fire, Other	5
151	Outside Rubbish, Trash or Waste Fire	5
154	Dumpster or Other Outside Trash Receptical Fire	9
160	Special Outside Fire, Other	2
162	Outside Equipment Fire	5
173	Cultivated Trees or Nursery Stock Fire	1



# JACKSON TOWNSHIP FIRE DEPARTMENT



January	\$140,500
February	\$60,000
March	\$1,005,000
April	\$187,100
May	\$170,300
June	\$36,500
July	\$465,000
August	\$156,600
September	\$15,000
October	\$16,000
November	\$16,079
December	\$75,200

## 2023 Property Loss by Month, due to Fire





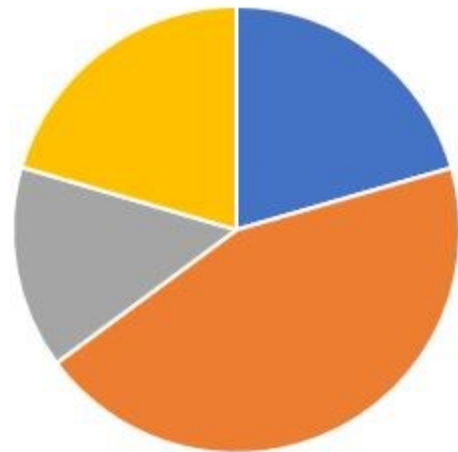
# Fire and EMS Runs by Station

	Fire	EMS
Station 201	839	2990
Station 202	865	6452
Station 203	680	2138
Station 204	984	2982

Fire



EMS



# Fire and EMS Runs by Unit

	Fire	EMS
1 Unit	1939	4388
2 Unit	1579	4592
3 Unit	1632	4149

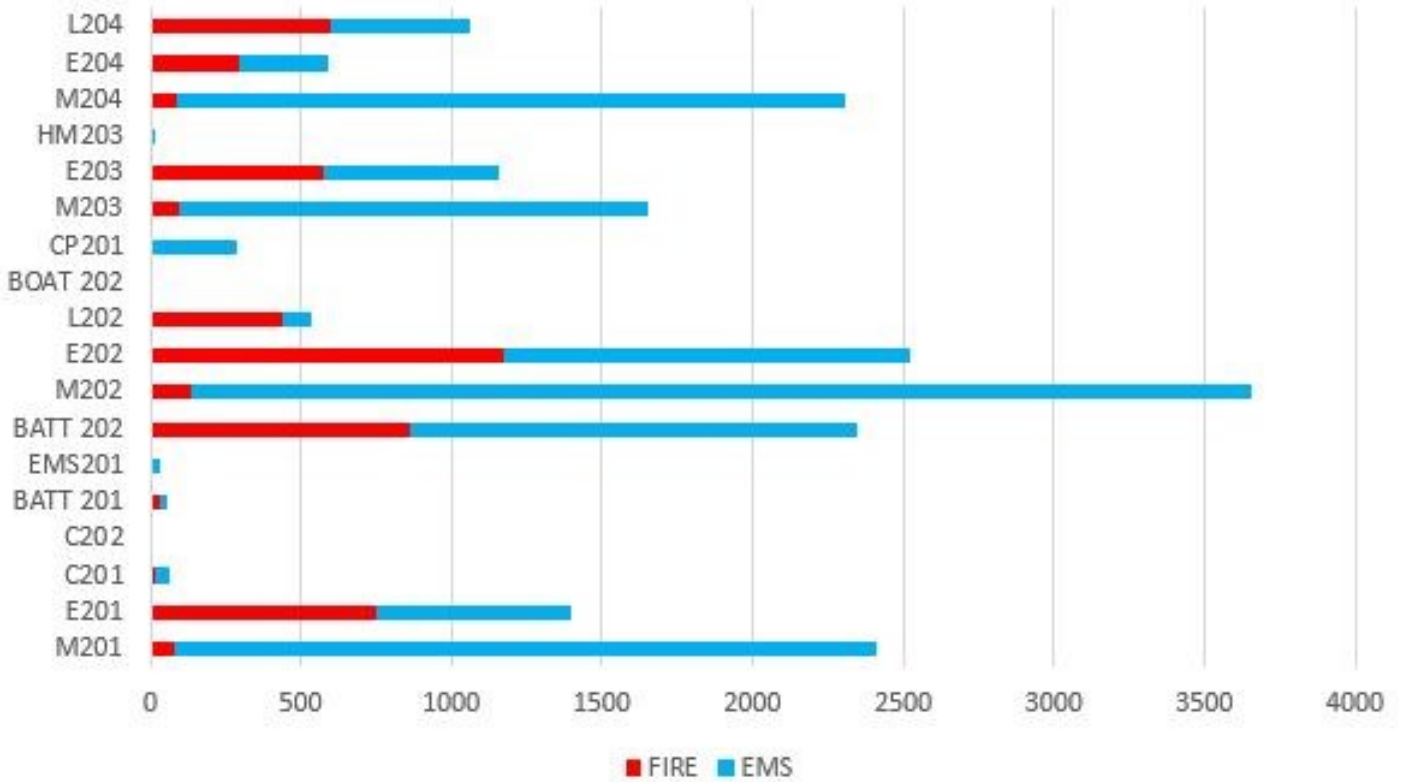
Fire



EMS



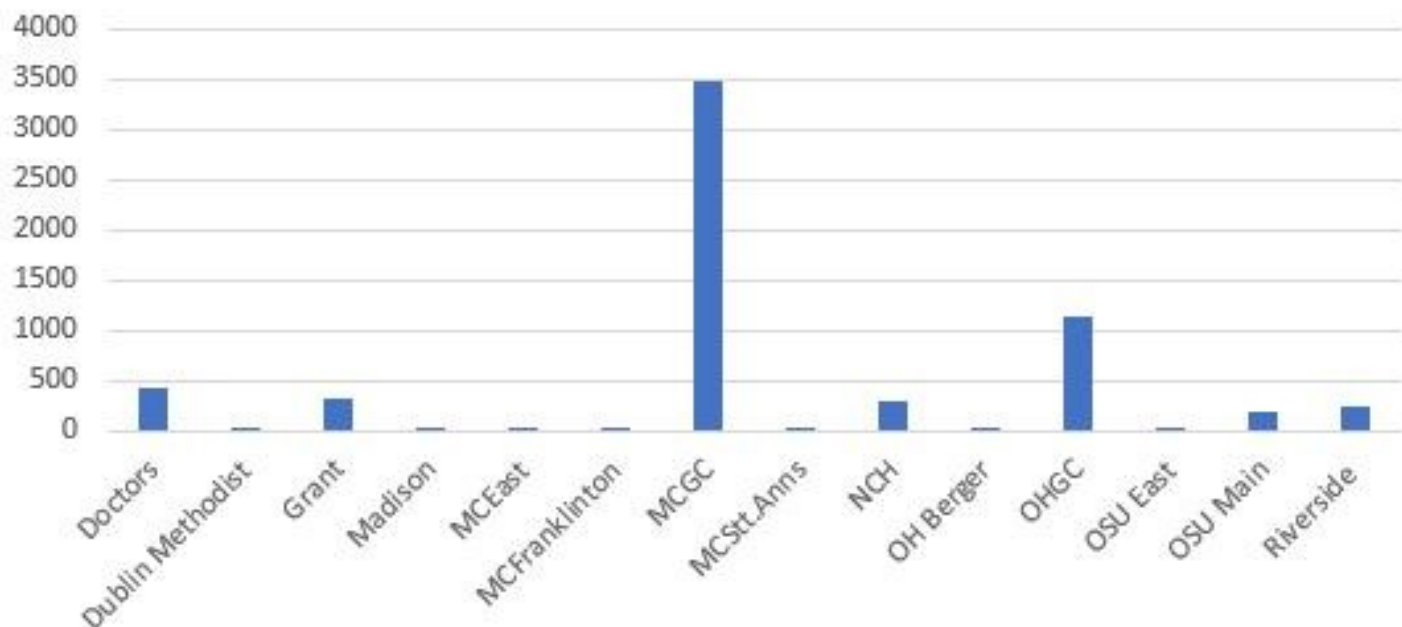
# Runs by Apparatus 2023



Unit	FIRE	EMS
M201	81	2326
E201	758	664
C201	18	49
C202	0	2
BATT 201	30	27
EMS201	11	18
BATT 202	865	1485
M202	137	3521
E202	1175	1349
L202 * IS 8/1/23	435	97
BOAT 202	6	0
CP201	3	282
M203	94	1559
E203	576	578
HM203	10	1
M204	86	2222
E204 * IS 8/1/23	299	295
L204 * OOS 8/1/23	599	465



## Transport by Destination



Hospital	Runs
Doctor's Hospital West	430
Dublin Methodist	2
Grant Medical Center	314
Madison	1
Mount Carmel East	10
Mount Carmel Franklinton	6
Mount Carmel Grove City	3487
Mount Carmel St. Ann's	1
Nationwide Children's	302
OH Berger	1
OhioHealth Grove City	1149
OSU East	7
OSU Main	201
Riverside Methodist	244



# JACKSON TOWNSHIP FIRE DEPARTMENT



## 202 Training Hours

### Continuing Education Hours



Credit Name	JAN	FEB	MAR	APR	MAY	JUN	JUL	AUG	SEP	OCT	NOV	DEC	
General	138.75	166.25	216	184.3	146.25	72.7	157	202	144.75	415.5	135.75	78.75	<b>2058</b>
Cardiac	19.25	14	6	1	1	0	3	11	6.25	0	29	5	<b>95.5</b>
Pediatrics	6.5	92	16.5	3	0	3	2	3	18	4	3	5	<b>156</b>
Trauma	18	4	12	1	4	11	9	7	8	9	10.5	22	<b>115.5</b>
Geriatrics	12.5	11	7	3	5	2	4	10	11	5	5	6	<b>81.5</b>
Airway	4	2	6	1	0	5	7	3	0	2	1	1	<b>32</b>
Trauma Triage	0	0	0	0	0	0	0	0	0	0	1	0	<b>1</b>
Rescue Task Force Awareness	0	0	1	0	0	0	0	0	0	0	0	0	<b>1</b>
Rescue	14	18	60.5	80.5	61.5	12.5	37	75	83	144.5	73.5	14.5	<b>674.5</b>
Employee Development	67	38	71	53	128	87	43	86	39.5	10.5	14.5	0.5	<b>638</b>
Rope	2	0	0	0	1	0	2	0	0	0	0	0	<b>5</b>
Driving	56.5	7	2	1.5	4	8.5	9	15.5	4	11	3.5	9.5	<b>132</b>
Prevention	0	15	9.5	19.75	7.75	0	4.5	1	8.5	5	25.5	4	<b>100.5</b>
Inspector	0	1.5	3.5	20.5	0	14.5	11	7.5	0	6.5	4.5	3	<b>72.5</b>
Arson	0	0	3	35	0	0	6	24	0	0	4	0	<b>72</b>
Haz-Mat	4.5	3	16.75	25	3	35.5	7.5	7	3.5	4	5	19	<b>133.75</b>
Instructor	0	0	0	3	0	0	0	0	0	0	0	0	<b>3</b>
Driver's Training	0	0	0	2	0	0	0	0	0	0	0	0	<b>2</b>
Investigator	0	0	0	1.5	93	16	1.5	4	3.5	0	10	0	<b>129.5</b>
Officer Training	0	0	0	0	24	0	0	0	16	0	0	0	<b>40</b>
FEMA	0	0	0	0	0	21	0	0	0	0	0	0	<b>21</b>
Operations	0	0	0	0	0	0	0	0	4	0	0	0	<b>4</b>
Public Education	0	0	1	0	0	0	6	7.5	3	1	0	0	<b>18.5</b>
Child Passenger Safety Tech	0	1	0	4	0	0	0	0	0	0	0	0	<b>5</b>
Computer	0	0	0	0	0	0	0	0	0	0	1	0	<b>1</b>
	<b>343</b>	<b>372.75</b>	<b>431.75</b>	<b>439.05</b>	<b>478.5</b>	<b>288.7</b>	<b>309.5</b>	<b>463.5</b>	<b>353</b>	<b>618</b>	<b>326.75</b>	<b>168.25</b>	<b>4592.75</b>

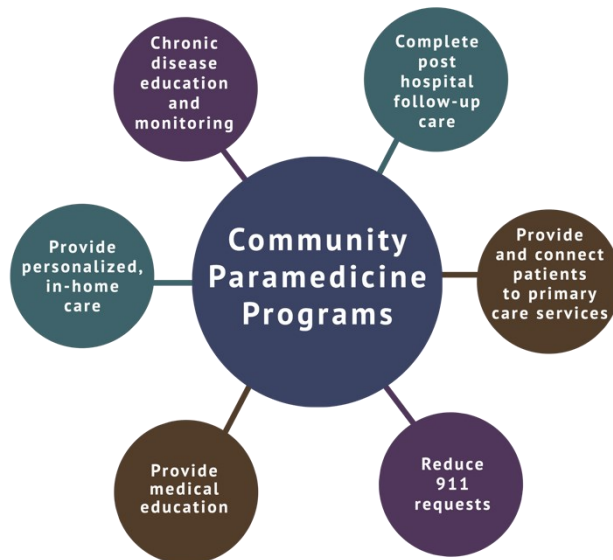




## CARES

### Community Assistance, Referrals & Education Service

"In the past year, the CARES program has effectively addressed 273 service requests, conducted 256 social resident checks, and responded to 17 emergency scenes, showcasing our commitment to community well-being and safety."



---

**JACKSON TOWNSHIP FIRE DEPARTMENT**  
**FIRE PREVENTION BUREAU**



**Fire Safety Inspections completed by  
JTFD Prevention Bureau: 707**

**Construction Related Inspections  
completed by JTFD Prevention Bureau: 497  
Permits Issued: 74**

**Fire Alarm Follow-ups completed by  
JTFD Prevention Bureau: 89**

**Residential License Permits issued by  
JTFD Prevention Bureau: 19**

**Juvenile Firesetters Counseled by  
JTFD Prevention Bureau: 3**

**Public Relations Events: 63**

# Fleet Report

In 2023 the Department spent \$329,650 on Fleet Maintenance.

The Department currently has 34 vehicles:

8- Engines

1- Quint/Ladder

1- HazMat Truck

7- Medic Units

2- Battalion Cars

1- Maintenance Truck

8- Day Staff Vehicles

3- Station Cars

2- Boats

1-Extinguisher Trailer



Apparatus	Year	Manufacturer	Replace
E201	2023	Pierce	2043
E202	2021	Sutphen	2041
E203	2020	Sutphen	2040
E204	2023	Pierce	2043
E205	2006	Pierce	2026
E206	2013	Pierce	2033
E207	2013	Pierce	2033
E208	2008	Pierce	2028
L202	2014	Sutphen	2034
HM203	2005	Horton	
M201	2021	Horton	2031
M202	2023	Horton	2033
M203	2019	Horton	2029
M204	2019	Horton	2029
M205	2019	Horton	2029
M206	2017	Horton	2027
M207	2019	Horton	2029





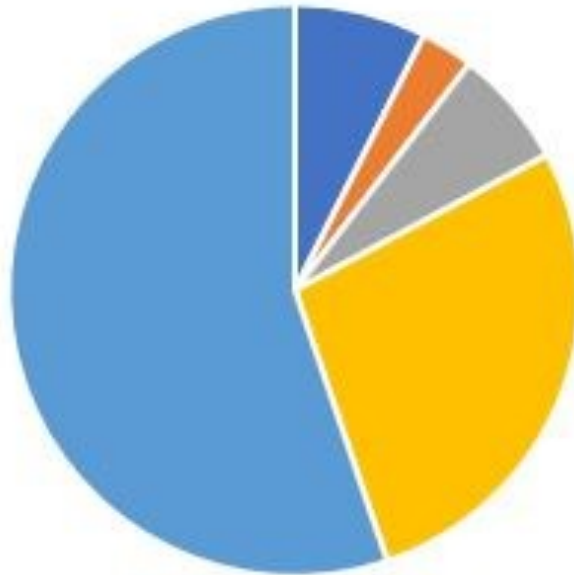
## 2022 Honor Guard report

In 2022, members of the fire departments Honor Guard represented the department by attending a total of 5 events and volunteering over 60 hours of their time.



# Child Passenger Safety

## 2023 Car Seats Checked



■ Base Only ■ Booster ■ Forward Facing ■ Rear Facing Conv. ■ Infant

Base Only	74
Booster Seat	4
Forward-facing Convertible	9
Rear-facing Convertible	37
Infant Seat w/Base	10

